

# Eurex/ KRX Link

Introduction of KRX Derivatives on  
Eurex/ KRX Link

November 2024

# The Only After-Hours\* Trading Venue for KRX Products

More than 418 million\*\* Eurex KOSPI Products traded since inception

## Access to KOSPI after-hours market

- 24-hour trading and clearing enables market participants to react to overnight events and market movements and trade one of the most liquid derivatives in the world
- Eurex contract is currently the only venue where international investors can access KOSPI derivatives during the Korean night trading session (Eurex CET hours)

## Fully fungible products

- Eurex KOSPI products are fully fungible with the corresponding contracts at KRX

## Attractive and liquid market

- USDKRW Futures saw 71% YoY increase in ADV (2023 vs 2024 YTD)
- Global market makers are being on-boarded to participate in providing liquidity
- 255k contracts traded daily on the Eurex/ KRX Link in 2024

## Exchange traded benefits

- Eurex's leading trading, clearing and risk management functionalities help to reduce counterparty risks and increase margin efficiencies

\* Night hours session in Korea Standard Time (KST) \*\* Data as of 31/11/2024

# Eurex/ KRX Link Trading Timetable

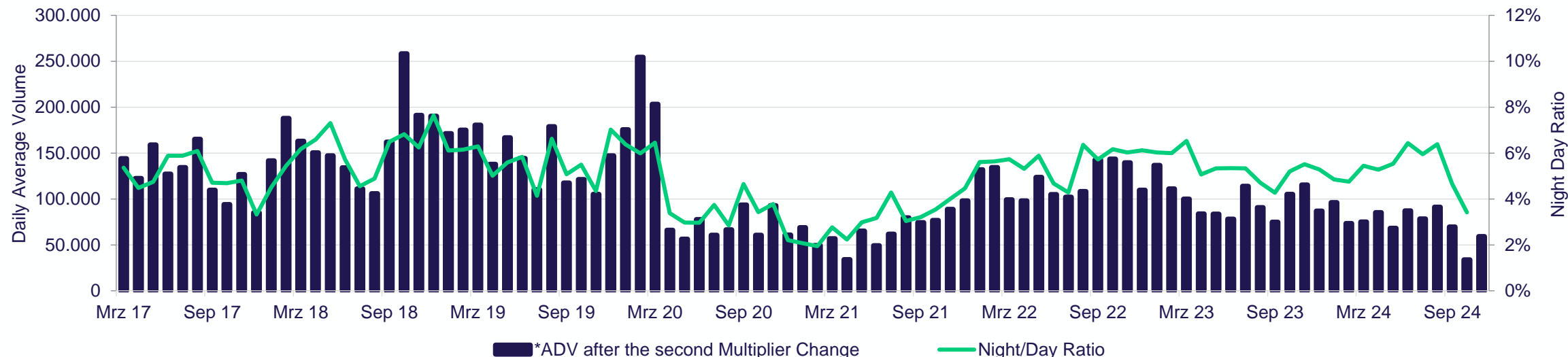
Scheduled data and net position transfers ensure seamless trading across the Link



# Trading Statistics of KOSPI 200 Monthly Options

Average daily volume (ADV) of 74,556 contracts traded in 2024

## Eurex KOSPI 200 Monthly Options OKS2 – Volume Development



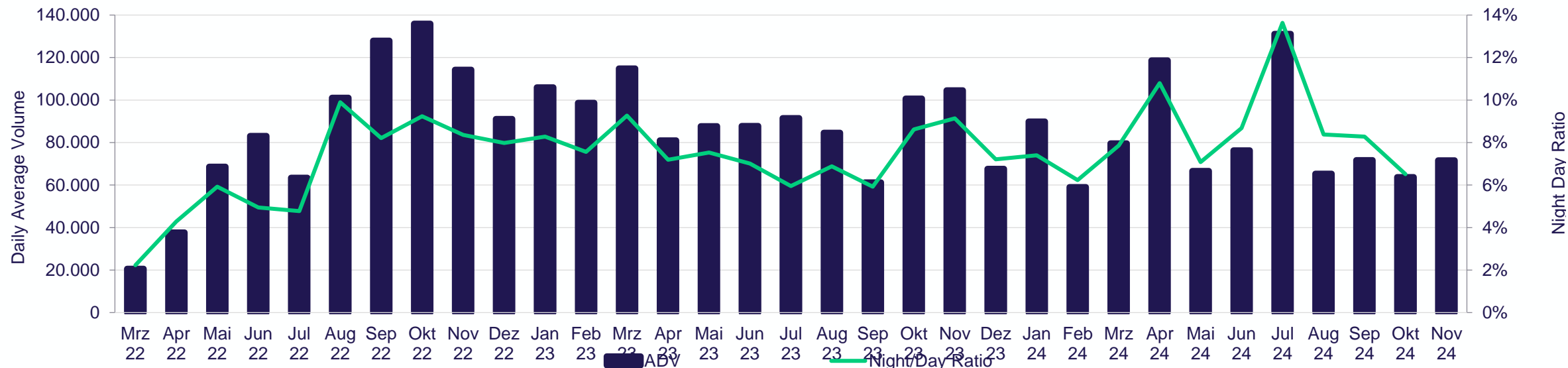
Year	Contract Volume	Average Daily Volume	ADV YoY Change	Night/ Day Ratio	Market Share – Volume %		
					Agent	Market Maker	Principal
2024*	16,551,393	74,556	-24.5%	5.2%	66.7%	30.4%	3.0%
2023	23,882,957	98,690	-17.5%	5.4%	63.4%	30.2%	6.4%
2022	29,071,687	119,637	78.4%	5.6%	62.3%	30.6%	7.1%
2021	16,429,015	67,057	-36.9%	3.1%	70.2%	29.3%	0.5%
2020	26,046,645	106,313	-25.8%	4.3%	65.0%	30.2%	4.8%

\* Data as of 30/11/2024

# Trading Statistics of KOSPI 200 Thursday Weekly Options

Average daily volume (ADV) of 82,514 contracts traded in 2024

## Eurex KOSPI 200 Thursday Weekly Options OKW – Volume Development



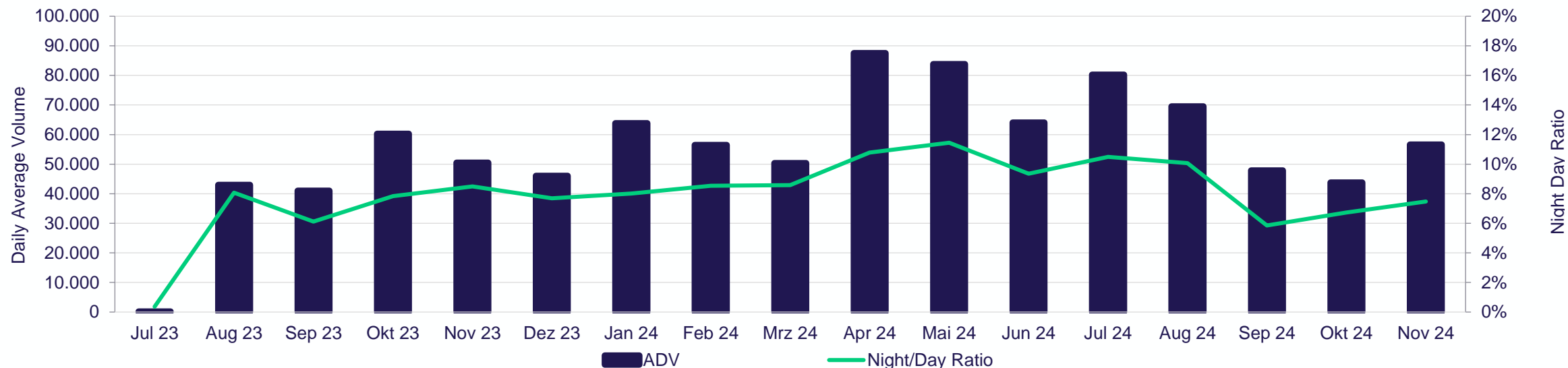
Year	Contract Volume	Average Daily Volume	ADV YoY Change	Night/ Day Ratio	Market Share – Volume %		
					Agent	Market Maker	Principal
2024*	13,862,420	82,514	-9.6%	8.7%	63.5%	32.3%	4.2%
2023	17,061,512	91,238	1.5%	8.1%	73.2%	21.1%	5.7%
2022	13,038,465	89,920	-	7.3%	76.1%	20.2%	3.8%

\* Data as of 30/11/2024

# Trading Statistics of KOSPI 200 Monday Weekly Options

Average daily volume (ADV) of 64,349 contracts traded in 2024

## Eurex KOSPI 200 Monday Weekly Options OKM – Volume Development



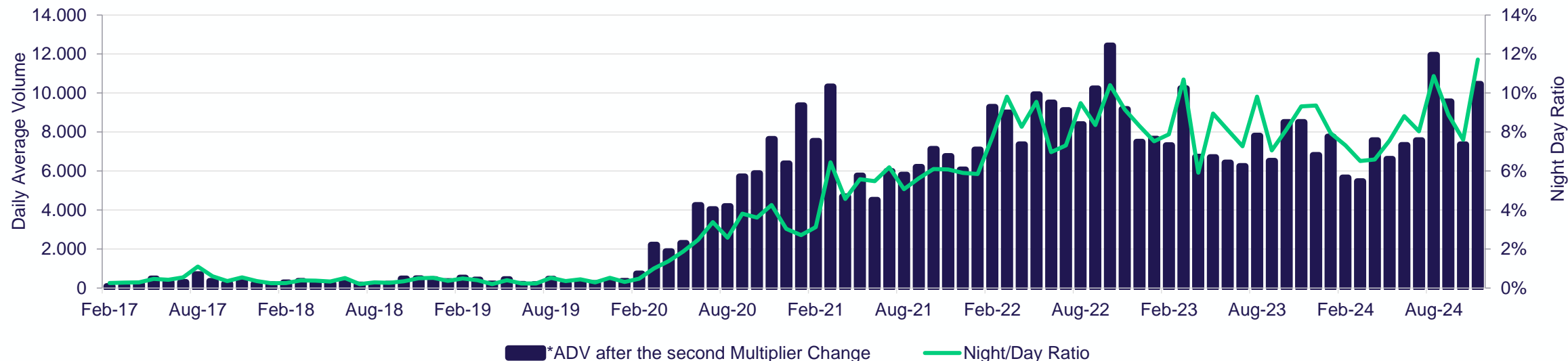
Year	Contract Volume	Average Daily Volume	ADV YoY Change	Night/ Day Ratio	Market Share – Volume %		
					Agent	Market Maker	Principal
2024*	14,221,147	64,349	35.1%	8.9%	66.8%	29.3%	4.0%
2023	4,810,427	47,628	-	7.6%	77.8%	21.0%	1.2%

\* Data as of 30/11/2024

# Trading Statistics of Mini-KOSPI 200 Futures

Average daily volume (ADV) of 7,971 contracts traded in 2024

## Eurex Mini KOSPI Futures FMK2 – Volume Development



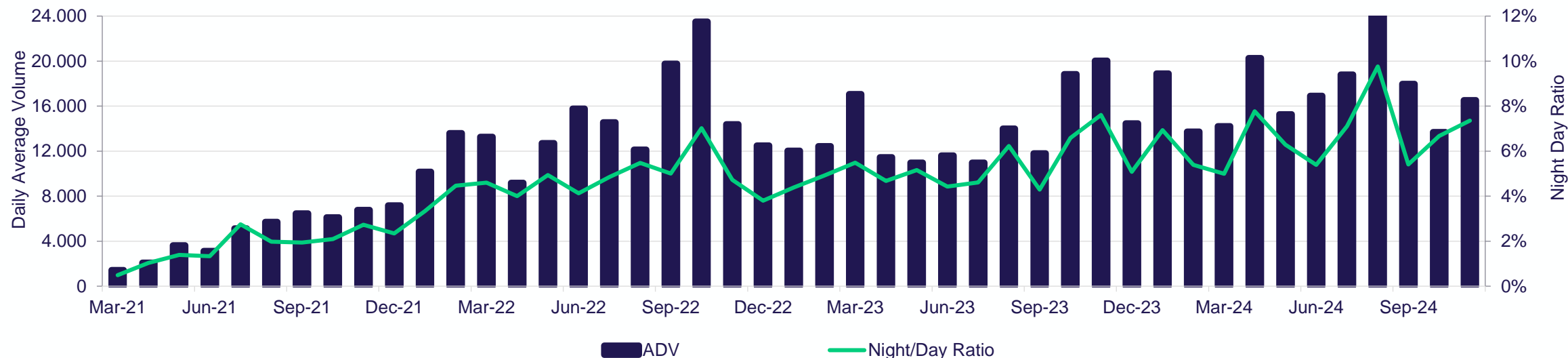
Year	Contract Volume	Average Daily Volume	ADV YoY Change	Night/ Day Ratio	Market Share – Volume %		
					Agent	Market Maker	Principal
2024*	1,769,468	7,971	6.4%	8.4%	39.3%	49.6%	11.1%
2023	1,812,754	7,491	-17.4%	8.3%	44.4%	42.7%	12.8%
2022	2,204,737	9,073	35.9%	8.4%	55.8%	35.8%	8.5%
2021	1,636,064	6,678	74.6%	4.8%	68.0%	27.9%	4.1%
2020	937,059	3,825	1091.6%	2.4%	82.6%	15.7%	1.7%

\* Data as of 30/11/2024

# Trading Statistics of KOSPI 200 Futures

Average daily volume (ADV) of 17,868 contracts traded in 2024

## Eurex KOSPI Futures FBK2 – Volume Development



Year	Contract Volume	Average Daily Volume	ADV YoY Change	Night/ Day Ratio	Market Share – Volume %		
					Agent	Market Maker	Principal
2024*	3,966,781	17,868	28.8%	6.7%	47.2%	43.9%	8.9%
2023	3,356,376	13,869	-2.7%	5.3%	45.5%	48.7%	5.8%
2022	3,464,692	14,258	186.0%	4.7%	54.8%	37.4%	7.8%
2021	962,343	4,986	-	1.8%	66.0%	32.2%	1.8%

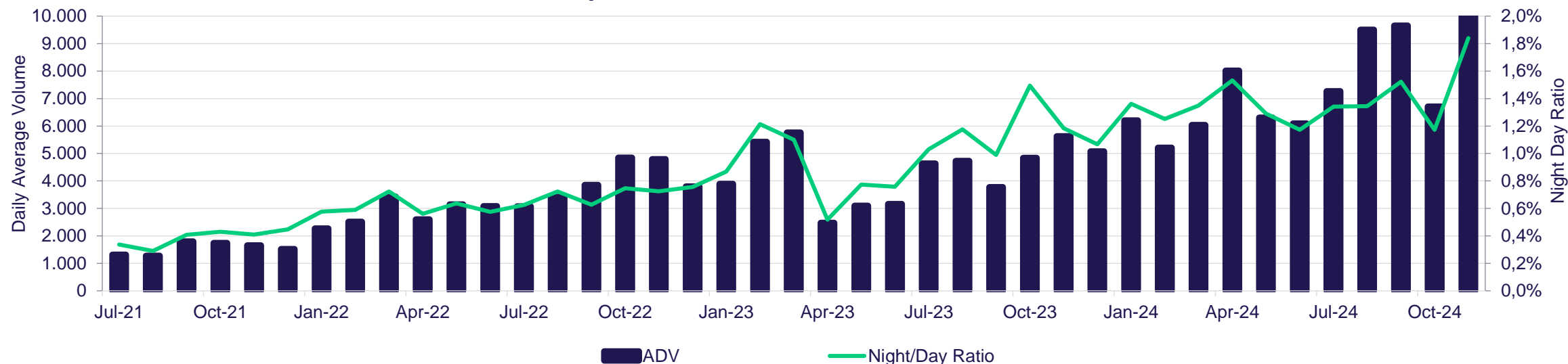
\* Data as of 30/11/2024



# Trading Statistics of USDKRW Futures

Average daily volume (ADV) of 7,522 contracts traded in 2024

## Eurex USD/KRW Futures FCUW – Volume Development



Year	Contract Volume	Average Daily Volume	ADV YoY Change	Night/ Day Ratio	Market Share – Volume %		
					Agent	Market Maker	Principal
2024*	1,669,807	7,522	70.8%	1.4%	36.1%	31.6%	32.3%
2023	1,065,792	4,404	29.0%	1.0%	51.2%	24.5%	24.3%
2022	829,732	3,415	116.5%	0.7%	68.2%	4.1%	27.7%
2021	168,750	1,577	-	0.4%	65.6%	0.0%	34.4%

\* Data as of 30/11/2024

# Liquidity Provision Scheme

## KOSPI 200 Monthly Options

**Quoting period:** Continuous quotation for an average of 70% of the trading period between 10:00 and 17:30 CET or 11:00 and 17:30 CEST (calculated on a monthly average) on each Exchange trading day per calendar month for the **first two expiration months**.

**Strikes to quote:** Calls and puts in 9 strikes out of a strike price window of 17 strikes around the current underlying price in each of the first two expiration months; i.e. 18 series to be quoted in total for each of the first two expiration months.

**Minimum quote size:** 10 contracts on the bid and ask side for the front month, 5 contracts for the second expiration.

**In Fast Market,** maximum spreads will be increased by 100% and the minimum quote size will be reduced by 50%.

**Since 1st September 2019,** Liquidity Provider (LP) quotation with two-sided limit orders are included in the LP measurement for that respective product. The provisioning of liquidity via quotes remain unchanged.

Upon fulfilment of basis requirements, LPs shall receive 50% fee rebates on the respective execution type (Orderbook or TES).

Bid up to	Maximum Spread		Note
	Expiration 1	Expiration 2	
≤ 1.50	0.15 index points	0.2 index points	Performant Liquidity Providers receive 50% off the transaction fees, i.e. they pay 0.02bp instead of 0.04bp.
≤ 20.00	10%	15%	
> 20.00	2 index points	3 index points	

# Liquidity Provision Scheme

## KOSPI 200 Weekly Options

**Quoting period:** Continuous quotation for an average of 70% of the trading period between 10:00 and 17:30 CET or 11:00 and 17:30 CEST.

**Strikes to quote:** Calls and puts in 9 strikes out of a strike price window of 17 strikes.

**Minimum quote size:** 10 contracts on the bid and ask side for the available expiry.

**Package block requirements:** To fulfil the package requirements, the basis requirements stated above need to be fulfilled for all KOSPI 200 Weekly Options (OKW1, OKW3, OKW4, OKW5) at each relevant available expiry.

**Liquidity provider rebates:** Upon fulfilment of basis and package requirements, LPs shall receive 50% fee rebates on the respective execution type (Orderbook or TES).

Bid up to	Maximum Spread	Note
	Expiration 1	
≤ 1.50	0.15 index points	Performant Liquidity Providers receive 50% off the transaction fees, i.e. they pay 0.02bp instead of 0.04bp.
≤ 20.00	10%	
> 20.00	2 index points	

# Liquidity Provision Scheme

## Mini-KOSPI 200 Futures

The permanent quote (order-book) obligations include:

1. minimum quote size
2. pre-defined number of expirations
3. maximum spread
4. minimum quoting period
5. minimum quote size will be reduced by 50% and the maximum quote spreads will be doubled during fast market conditions

Upon fulfilment of basis requirements, LPs shall receive 50% fee rebates on the respective execution type (Orderbook or TES).

Front Month	Requirements	Note
<b>Min Quote Size</b> [Bid / Ask contracts]	<b>10 contracts</b>	Quote <b>the Front month</b> via M-Account (5 trading days before expiry quote either the Front or the next expiration month can be quoted)  In Fast Market (definition and announcement by the Exchange), maximum spreads will be increased by 100% and the minimum quote size will be reduced by 50%
<b>Maximum Quote Spreads</b> [Ticks / Absolute]	<b>10 ticks/0.20 index points</b>	
<b>Quoting Period</b>	Continuous quotation for an average of <b>70%</b> of the trading period between 10:00 and 17:30CET or 11:00 and 17:30 CEST (calculated on a monthly average) on each Exchange trading day per calendar month	

# Liquidity Provision Scheme

## KOSPI 200 Futures

The permanent quote (order-book) obligations include:

1. minimum quote size
2. pre-defined number of expirations
3. maximum spread
4. minimum quoting period

Upon fulfilment of basis requirements, LPs shall receive 50% fee rebates on the respective execution type (Orderbook or TES).

Front Month	Requirements	Note
<b>Min Quote Size</b> [Bid / Ask contracts]	<b>2 contracts</b>	Quote <b>the Front month</b> via M-Account (5 trading days before expiry quote either the Front or the next expiration month can be quoted)
<b>Maximum Quote Spreads</b> [Ticks / Absolute]	<b>2 ticks/0.10 index points</b>	
<b>Quoting Period</b>	Continuous quotation for an average of <b>70%</b> of the trading period between 10:00 and 17:30CET or 11:00 and 17:30 CEST (calculated on a monthly average) on each Exchange trading day per calendar month	

# Liquidity Provision Scheme

## Daily USDKRW Futures

The permanent quote (order-book) obligations include:

1. minimum quote size
2. pre-defined number of expirations
3. maximum spread
4. minimum quoting period

Upon fulfilment of basis requirements, LPs shall receive 50% fee rebates on the respective execution type (Orderbook or TES).

Front Month	Requirements for FCUW1	Requirements for FCUW2	Note
Min Quote Size [Bid / Ask contracts]	20 contracts	40 contracts	Quote <b>the Front month</b> via M-Account (5 trading days before expiry quote either the Front or the next expiration month can be quoted)
Maximum Quote Spreads [Ticks / Absolute]	5 ticks/0.50 points	10 ticks/1.00 points	
Quoting Period	Continuous quotation for an average of <b>70%</b> of the trading period between 10:00 and 17:30CET or 11:00 and 17:30 CEST (calculated on a monthly average) on each Exchange trading day per calendar month		

# Eurex/ KRX Link Product Overview

## Contract Specifications

Product Name	Underlying	Eurex Product Code	Bloomberg	Reuters	Trading Hours	Minimum Price Change	Contract Multiplier
Daily Futures on KOSPI 200 Monthly Options	Relevant series of KOSPI 200 Options listed at KRX, determined by options class, maturity and strike	OKS2	OKS2K Index OMON	0#OKS2*.EX	10:00 – 21:00 CET 11:00 – 21:00 CEST 18:00 – 05:00 KST 18:00 – 04:00* KST	0.05 points (KRW 12,500) when the price is quoted at or above 10 points 0.01 points (KRW 2,500) when the price is quoted below 10 points	KRW 250,000
Daily Futures on Mini-KOSPI Futures	Relevant Mini-KOSPI 200 Futures listed at KRX	FMK2	FXYA Index	0#FMK2:		0.02 points (KRW 1,000)	KRW 50,000
Daily Futures on KOSPI 200 Futures	Relevant KOSPI 200 Futures listed at KRX	FBK2	FZYA Index	0#FBK2:		0.05 points (KRW 12,500)	KRW 250,000
Daily USDKRW Futures on US Dollar Futures	Relevant USD Futures listed at KRX	FCUW	KUDA Curncy	0#FCUW:		0.1 points (KRW 1,000)	USD 10,000
Daily Futures on KOSPI 200 Thursday Weekly Options	Relevant KOSPI 200 Thursday Weekly Options listed at KRX	OKW1, OKW3, OKW4, OKW5	WOKS2KA Index OMON, WOKS2KC Index OMON, WOKS2KD Index OMON, WOKS2KE Index OMON	0#OKS21W*.EX, 0#OKS23W*.EX, 0#OKS24W*.EX, 0#OKS25W*.EX		0.05 points (KRW 12,500) when the price is quoted at or above 10 points 0.01 points (KRW 2,500) when the price is quoted below 10 points	KRW 250,000
Daily Futures on KOSPI 200 Monday Weekly Options	Relevant KOSPI 200 Monday Weekly Options listed at KRX	OKM1, OKM2, OKM3, OKM4, OKM5	WOKS2M1 Index OMON, WOKS2M2 Index OMON, WOKS2M3 Index OMON, WOKS2M4 Index OMON, WOKS2M5 Index OMON	0#OKM1W*.EX, 0#OKM2W*.EX, 0#OKM3W*.EX, 0#OKM4W*.EX, 0#OKM5W*.EX			

\*During daylight savings time

# Eurex/ KRX Link Product Overview

## Additional Information

### **Contract term**

Every contract expires at the end of the exchange day on which it has been concluded on Eurex Exchange. Eurex KOSPI products can be traded on each day, provided that this day is an exchange day at both Eurex and KRX.

### **Last trading day**

The last trading day is the final settlement day. Each trading day is also the last trading day.

### **Final settlement price**

The daily settlement price of the Eurex KOSPI product is also the final settlement price, and is equivalent to the daily settlement price calculated by KRX for the underlying contracts admitted for trading on KRX on the respective exchange day as of the close of trading on KRX.

The cash flow resulting from the variation margin will be paid or received in KRW at a correspondent bank account in Korea.



# Contacts

## **Mezhgan Qabool**

Sales and Business Development  
Asia

Eurex Frankfurt AG  
Tel: +65 6597 3062  
mezhgan.qabool@eurex.com

## **Global Marketing**

Derivatives Global Business  
Development-KRX

Korea Exchange  
Tel: +82 51 662 2695  
global\_marketing@krx.co.kr

## **Jane Yeo**

Sales Asia

Eurex Frankfurt AG  
Tel: +852 2530 7807  
jane.yeo@eurex.com

## **Sophia Sung**

Client Service, Trading & Clearing

Eurex Frankfurt AG  
Tel: +65 6597 3077  
sophia.sung@eurex.com

## **Sascha Semroch**

Equity & Index Product Development  
& Research

Eurex Frankfurt AG  
Tel: +49 69 211-1 50 78  
Sascha.semroch@eurex.com

## **Andreas Stillert**

FX Product Development  
& Research

Eurex Clearing AG  
Tel: +49 69 211-1 72 78  
andreas.stillert@eurex.com

## **Rachna Mathur**

Sales US

Eurex Frankfurt AG  
Tel: +1 212 309 9308  
rachna.Mathur@eurex.com

# Disclaimer

© Eurex 2024

Deutsche Börse AG (“DBAG”), Clearstream Banking AG (“Clearstream”), Eurex Frankfurt AG (“Eurex”), Eurex Clearing AG (“Eurex Clearing”), Eurex Repo GmbH (“Eurex Repo”) are corporate entities and are registered under German law. Eurex Global Derivatives AG is a corporate entity and is registered under Swiss law. Clearstream Banking S.A. is a corporate entity and is registered under Luxembourg law. Eurex Frankfurt AG is the administrating and operating institution of Eurex Deutschland. Eurex Deutschland is in the following also referred to as the “Eurex Exchange”.

All intellectual property, proprietary and other rights and interests in this publication and the subject matter hereof (other than certain trademarks and service marks listed below) are owned by DBAG or its affiliates and subsidiaries or used under authorization by their respective owners, including, without limitation, all patent, registered design, copyright, trademark and service mark rights. While reasonable care has been taken in the preparation of this publication to provide details that are accurate and not misleading at the time of publication DBAG, Clearstream, Eurex, Eurex Clearing, Eurex Repo as well as the Eurex Exchange and their respective subsidiaries, servants and agents (a) do not make any representations or warranties regarding the information contained herein, whether express or implied, including without limitation any implied warranty of merchantability or fitness for a particular purpose or any warranty with respect to the accuracy, correctness, quality, completeness or timeliness of such information, and (b) shall not be responsible or liable for any third party’s use of any information contained herein under any circumstances, including, without limitation, in connection with actual trading or otherwise or for any errors or omissions contained in this publication.

This publication is published for information purposes only and shall not constitute investment advice respectively does not constitute an offer, solicitation or recommendation to acquire or dispose of any investment or to engage in any other transaction. This publication is not intended for solicitation purposes but only for use as general information. All descriptions, examples and calculations contained in this publication are for illustrative purposes only.

Eurex and Eurex Clearing offer services directly to members of the Eurex Exchange respectively to clearing members of Eurex Clearing. Those who desire to trade any products available on the Eurex market or who desire to offer and sell any such products to others or who desire to possess a clearing license of Eurex Clearing in order to participate in the clearing process provided by Eurex Clearing, should consider legal and regulatory requirements of those jurisdictions relevant to them, as well as the risks associated with such products, before doing so.

Only Eurex derivatives that are CFTC-approved may be traded via direct access in the United States or by United States persons. A complete, up-to-date list of Eurex derivatives that are CFTC-approved is available at: <https://www.eurex.com/ex-en/rules-regs/eurex-derivatives-us/direct-market-access-from-the-us>.

In addition, Eurex representatives and participants may familiarize U.S. Qualified Institutional Buyers (QIBs) and broker-dealers with certain eligible Eurex equity options and equity index options pursuant to the terms of the SEC’s July 1, 2013 Class No-Action Relief. A complete, up-to-date list of Eurex options that are eligible under the SEC Class No-Action Relief is available at: <https://www.eurex.com/ex-en/rules-regs/eurex-derivatives-us/eurex-options-in-the-us-for-eligible-customers>. Lastly, U.S. QIBs and broker-dealers trading on behalf of QIBs may trade certain.

single-security futures and narrow-based security index futures subject to terms and conditions of the SEC’s Exchange Act Release No. 60,194 (June 30, 2009), 74 Fed. Reg. 32,200 (July 7, 2009) and the CFTC’s Division of Clearing and Intermediary Oversight Advisory Concerning the Offer and Sale of Foreign Security Futures Products to Customers Located in the United States (June 8, 2010).

## Trademarks and Service Marks

Buxl®, DAX®, DivDAX®, eb.rexx®, Eurex®, Eurex Repo®, Strategy Wizard®, Euro GC®, FDAX®, FTSE 100, FWB®, GC Pooling®, GCPI®, MDAX®, ODAX®, SDAX®, TecDAX®, USD GC Pooling®, VDAX®, VDAX-NEW® and Xetra® are registered trademarks of DBAG or its affiliates and subsidiaries. MSCI®, EAFE®, ACWI® and all MSCI indexes (the “Indexes”), the data included therein, and service marks included therein are the intellectual property of MSCI Inc., its affiliates and/or their licensors (together, the “MSCI Parties”). The Indexes are provided “as is” and the user assumes the entire risk of any use it may make or permit to be made of the Indexes. No MSCI Party warrants or guarantees the originality, accuracy and/or completeness of the Indexes and each expressly disclaims all express or implied warranties. No MSCI Party shall have any liability for any errors or omissions in connection with any of the Indexes, or any liability for any direct, indirect, special, punitive, consequential or any other damages (including lost profits) even if notified of the possibility of such damages. For full disclaimer see [msci.com/disclaimer](https://www.msci.com/disclaimer).

ATX®, ATX® five, CECE® and RDX® are registered trademarks of Vienna Stock Exchange AG. IPD® UK Quarterly Indexes are registered trademarks of Investment Property Databank Ltd. IPD and have been licensed for the use by Eurex for derivatives. SMI®, SMI® and SMIM® are registered trademarks of SIX Swiss Exchange AG. The STOXX® indexes, the data included therein and the trademarks used in the index names are the intellectual property of STOXX Limited and/or its licensors. Eurex derivatives based on the STOXX® indexes are in no way sponsored, endorsed, sold or promoted by ISS STOXX and its licensors and neither ISS STOXX nor its licensors shall have any liability with respect thereto. PCS® and Property Claim Services® are registered trademarks of ISO Services, Inc. Korea Exchange, KRX, KOSPI and KOSPI 200 are registered trademarks of Korea Exchange Inc. The names of other companies and third-party products may be trademarks or service marks of their respective owners.

FTSE® is a trade mark of the London Stock Exchange Group companies and is used by FTSE International Limited (“FTSE”) under license. All rights in the FTSE®100 Index (the “Index”) vest in FTSE or its licensors. Neither FTSE nor any of their affiliates or licensors (a) assumes any liability, losses, damages, expenses or obligations in connection with any derivative product based on the Index; or (b) accepts any liability for any errors or omissions, fitness for a particular purpose or the results to be obtained from the use of the Index or related data. No party may rely on the Index or related data contained in this communication which Index and data is owned by FTSE or their affiliates. No use or distribution of the Index is permitted without FTSE’s express written consent. FTSE does not promote, sponsor or endorse the content of this communication nor any financial or derivative product that it relates to.

PRIIPs: Eurex Deutschland qualifies as manufacturer of packaged retail and insurance-based investment products (PRIIPs) under Regulation (EU) No 1286/2014 on key information documents for packaged retail and insurance-based investment products (PRIIPs Regulation), and provides key information documents (KIDs) covering PRIIPs traded on Eurex Deutschland on its website under the following link: <https://www.eurex.com/ex-en/rules-regs/priips-kids>.

In addition, according to Art. 14(1) PRIIPs Regulation the person advising on, or selling, a PRIIP shall provide the KID to retail investors free of charge.